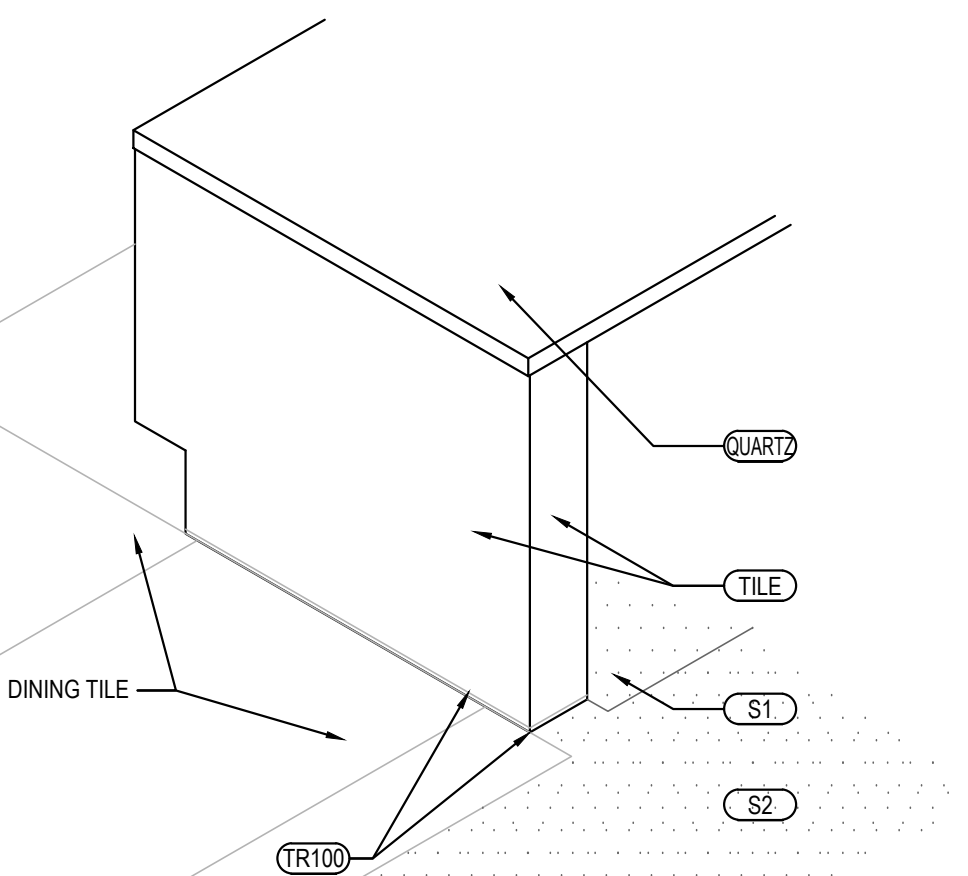


OUTSIDE CORNER DETAIL 3
Scale= 3" = 1'-0" A-104



SERVICE COUNTER ISOMETRIC 2
Scale= 3/4" = 1'-0" A-104

TILE SCHEDULE						
INSTALLED AND FURNISHED BY GC UNLESS NOTED OTHERWISE						
NO.	MANUFACTURER	DESCRIPTION	COLOR	FINISH	JOINT	GROUT
T-108	CMC AGGREGATE DOUG SALATINO 518-713-5371	12" X 24" X 3/8"	-	-	1/8"	G-111
T-109	DALTILE	6" X 36" X 3/8" 9" X 36" X 3/8"	FOREST PARK TIMBERLAND FP97	-	1/8"	G-113
T-200	CMC DOUG SALATINO 518-713-5371	24" X 24"	BRAVADA GREIGE	MATTE	18"	G-96
T-300	EMSER - ECHO	3" HEXAGON	CALACATTA	MATTE	18"	G-114
S1	SILIKAL	QUARTZ BLEND #4	-	PLAIN	-	-
S2	SILIKAL	QUARTZ BLEND #4	-	ABRASIVE	-	-
REMARK						
RR VESTIBULE & DINING ROOM WALLS CONTACT: NATIONAL ACCOUNT SUPPORT DESK 877.556.5728 (national.accounts@daltile.com)						
RR VESTIBULE & DINING ROOM WALLS CONTACT: MARK FELDMAN 770-830-1404 (mfieldman@silikalamerica.com)						
JOHN COTHRAIN 888-830-1404 (cothran@silikalamerica.com)						
GROUT	MANUFACTURER	DESCRIPTION	MFG.	COLOR	FINISH	REMARK
G-96	MAPEI 800.42.MAPEI WWW.MAPEI.COM	LATEX MODIFIED GROUT	11	SAHARA BEIGE	POLY BLEND 1/8" NON-SANDED	DINING & RESTROOM FLOOR APPLY GROUT SEALER
G-111	MAPEI 800.42.MAPEI WWW.MAPEI.COM	LATEX MODIFIED GROUT	19	PEARL GREY	POLY BLEND 1/8" NON-SANDED	RESTROOM, DINING APPLY GROUT SEALER
G-113	MAPEI 800.42.MAPEI WWW.MAPEI.COM	LATEX MODIFIED GROUT	07	CHOCOLATE	POLY BLEND 1/8" NON-SANDED	APPLY GROUT SEALER
G-114	MAPEI 800.42.MAPEI WWW.MAPEI.COM	LATEX MODIFIED GROUT	19	PEARL GREY	POLY BLEND 1/8" NON-SANDED	BEVERAGE COUNTER BACKSPLASH APPLY GROUT SEALER

* REFER A-200 EXTERIOR FINISH SCHEDULE FOR EXTERIOR DECORATIVE TILE

* SCHLUTER SYSTEM ALUMINUM TRIM:

COVE TILE TRIM: INSTALLED AT RESTROOM, SERVICE COUNTER, AND DRINK STATION

SCHLUTER SYSTEMS DILEX-AHK 1S 12S ATGB (BRUSHED NICKEL ANODIZED ALUMINUM)

-OUTSIDE CORNER CONNECTOR PIECE: DILEX-AHK-E90/AHK 1S 12S ATGB (BRUSHED NICKEL ANODIZED ALUMINUM)

-INSIDE CORNER CONNECTOR PIECE: DILEX-AHK-I90/AHK 1S 12S ATGB (BRUSHED NICKEL ANODIZED ALUMINUM)

-END CAP PIECE: DILEX-AHK-E/AHK 1S 12S ATGB (BRUSHED NICKEL ANODIZED ALUMINUM)

EDGE TILE TRIM:

SCHLUTER SYSTEMS RONDEC-RO12S ATGB (BRUSHED NICKEL ANODIZED ALUMINUM)

-OUTSIDE CORNER CONNECTOR PIECE: RONDEC-EV/RO12S ATGB (BRUSHED NICKEL ANODIZED ALUMINUM)

-INSIDE CORNER CONNECTOR PIECE: RONDEC-I2L/RO12S ATGB (BRUSHED NICKEL ANODIZED ALUMINUM)

SCHLUTER SYSTEMS RONDEC-RO80 ATGB (BRUSHED NICKEL ANODIZED ALUMINUM)

-OUTSIDE CORNER CONNECTOR PIECE: RONDEC-EV/RO180 ATGB (BRUSHED NICKEL ANODIZED ALUMINUM)

-INSIDE CORNER CONNECTOR PIECE: RONDEC-I2L/RO80 ATGB (BRUSHED NICKEL ANODIZED ALUMINUM)

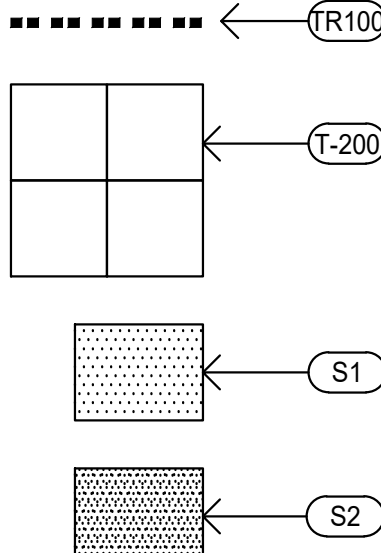
SCHLUTER SYSTEMS JOLLY-A 80 ATGB (BRUSHED NICKEL ANODIZED ALUMINUM)

-OUTSIDE EDGE PROTECTION PIECE

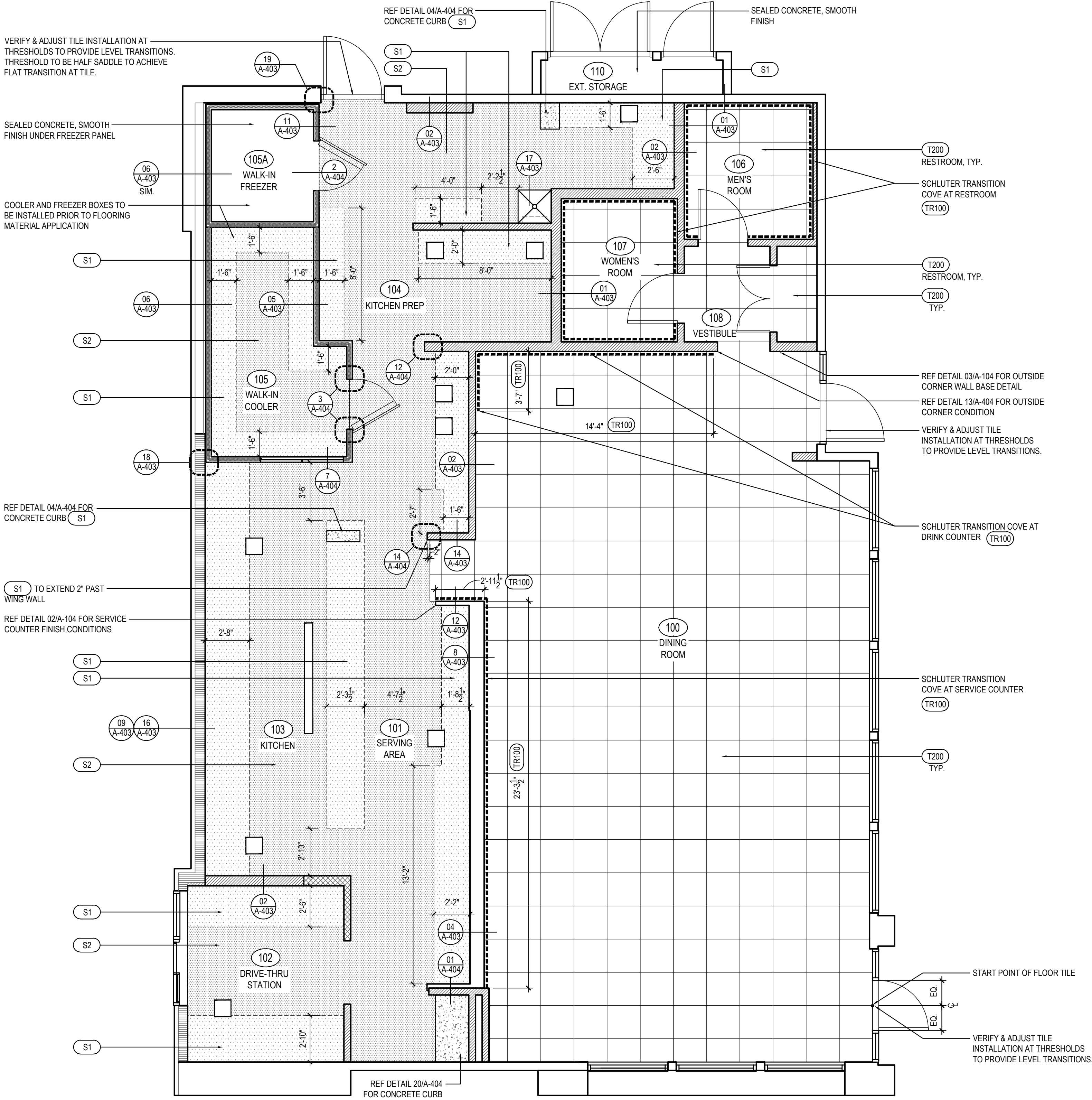
NOTE:

* EPOXY GROUT BY MAPEI KERAPOXY IEG, 100% SOLIDS INDUSTRIAL GRADE: AREAS UNDER HOOD AND 36" IN FRONT OF COOKING LINE, 3 COMPARTMENT SINK AND WOP SINK AREA

SEE MANUFACTURER'S SPECIFICATION, DETAILS AND GUIDE FOR PREPARATION, MIXING, GROUTING AND CLEANING INSTRUCTION NOTE: SEE INTERIOR SHEETS FOR WALL/ BASE TILE LOCATIONS AND SPECIFICATIONS



FINISH SCHEDULE A
Scale= NTS A-104



FINISH PLAN 1
Scale= 1/4" = 1'-0" A-104



PANDA RESTAURANT GROUP INC.
1683 Walnut Grove Ave.
Rosemead, California
91770
Telephone: 626.799.9898
Facsimile: 626.372.8288

All ideas, designs, arrangement and plans indicated or represented by this drawing are the property of Panda Express Inc. and were created for use on this specific project. None of these ideas, designs, arrangements or plans may be used by or disclosed to any person, firm, or corporation without the written permission of Panda Express Inc.

REVISIONS:	

ISSUE DATE:	
1	08.20.2021 ISSUE FOR PERMIT

DRAWN BY: JDV

PANDA PROJECT #: - S8-22-D8086
C&P PROJECT #: - 2200772

Culaci & Peterson
Architects Engineers Planners

2600 Maitland Center Pkwy, Maitland, FL 32751
P (407) 661-9100
F (407) 661-9101
www.culaci.com
Florida Certificate of Registration: P.A. 130623

08.20.2021

STATE OF FLORIDA
REGISTERED ARCHITECT
ANDREW CHARLES MADHEP
AR99234

PANDA EXPRESS
TRUE WARM AND WELCOME 2300
34898 EMERALD COAST PARKWAY
DESTIN, FL 32451