

THIS DRAWING IS FOR THE ABOVE LOCATION ONLY

THIS DRAWING, ITS CONTENTS & ALL PERMITS OF IT ARE PROPERTY OF CNNA, INC. CNNA ARCHITECTS, INC. IT IS NOT TO BE REPRODUCED OR TRANSMITTED IN ANY FORM OR BY ANY MEANS, ELECTRONIC OR MECHANICAL, INCLUDING PHOTOCOPYING, RECORDING, OR BY ANY INFORMATION STORAGE AND RETRIEVAL SYSTEM, WITHOUT THE WRITTEN CONSENT OF CNNA ARCHITECTS, INC. COPYRIGHT 2017

Print Record

03/01/2017	BID ISSUANCE
03/14/2017	BID ISSUANCE ADDENDUM #1

Revisions

03/14/2017	BID ISSUANCE ADDENDUM #1

Project No.:
16330.00
Project Date:
March 1, 2017
Cadd File No:

Drawn By:
JRG
Checked By:

Scale:
3/16"=1'-0"

Sheet Title:

LIFE SAFETY
PLAN- SUITE 100

Sheet No.

LS1.1

SUITE #100






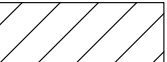





MAXIMUM FLOOR AREA ALLOWANCES PER OCCUPANT

PER IBC 2015 TABLE 1004.1.2 / NFPA 2000 101 TABLE 7.3.1.2

ASSEMBLY WITHOUT FIXED SEATS	0 SF	=	0 OCC.
CONCENTRATED (CHAIRS ONLY, NOT FIXED) (15 NET SF)	0 SF	=	0 OCC.
STANDING SPACE (15 NET SF)	3,639 SF	=	242 OCC.
UNCONCENTRATED (TABLES & CHAIRS) (15 NET SF)	371 SF	=	3 OCC.
RESTROOMS (OCCUPANCY BASED ON FIXTURE COUNT)	1,503 SF	=	7 OCC.
KITCHEN (200 NET SF)		=	
TOTAL:	6,164 SF	=	252 OCC.

EGRESS WIDTH REQUIRED & PROVIDED PER OCCUPANT SERVED

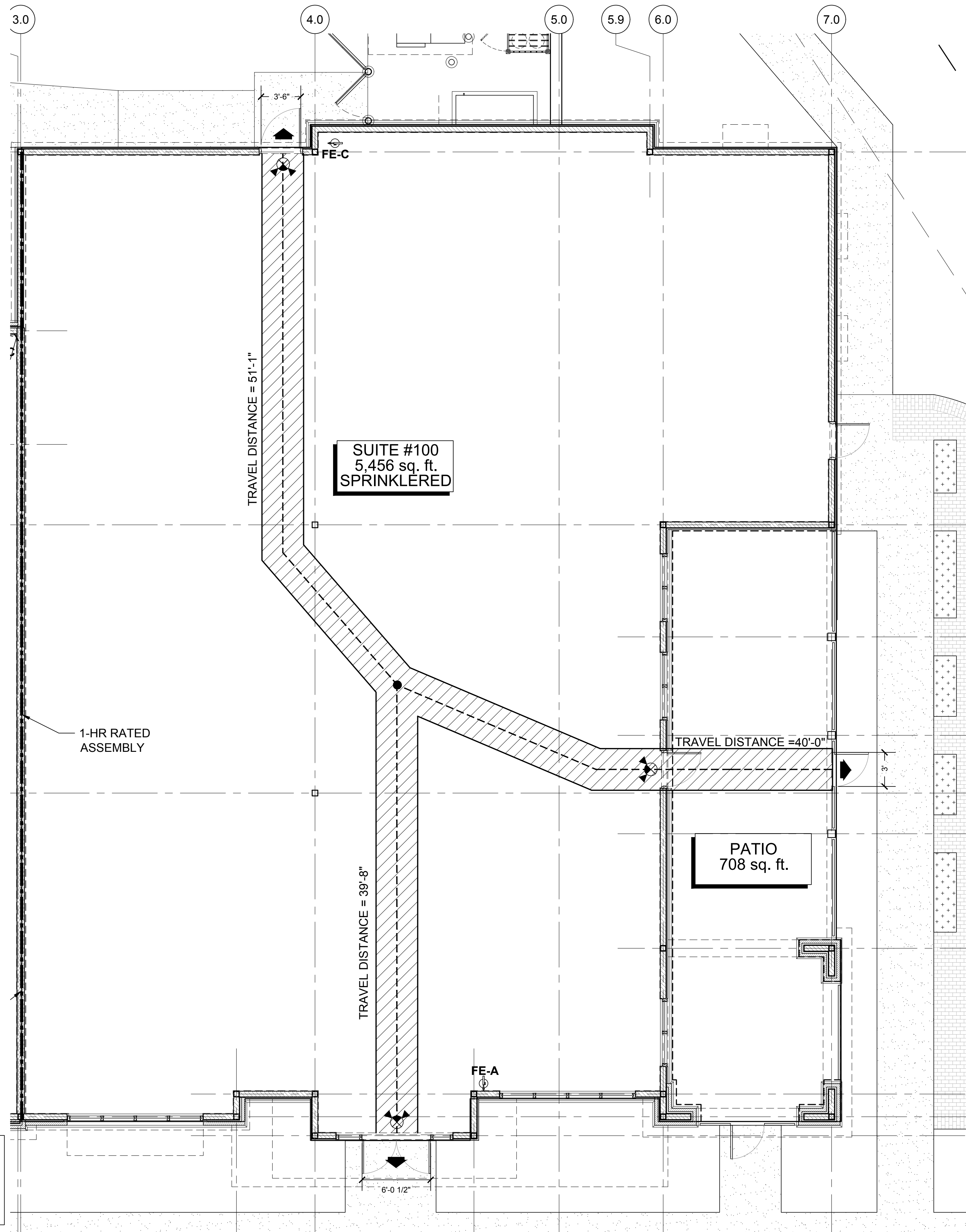
LEVEL	OCCUPANCY x EGRESS WIDTH FACTOR FOR STAIRWAYS WITH SPRINKLER OCC. x 3 PER IBC 2015 TABLE 1005.1 / NFPA 2000 101 TABLE 7.3.1.1	EGRESS WIDTH PROVIDED
LEVEL 1	94 OCC. x 2 = 18.8' / 2 EXITS PROVIDED = 9.4' PER EXIT 9.4' x 32' MIN. REQ. PER IBC 1008.1.1 / NFPA 101 10.2.3.5 32' MIN. x 2 EXITS = 64' REQUIRED	72.5' PROVIDED TOTAL >64' REQUIRED
TOTAL	94 OCC. x 2 = 18.8' / 2 EXITS PROVIDED = 9.4' PER EXIT 9.4' x 32' MIN. REQ. PER IBC 1008.1.1 / NFPA 101 10.2.3.5 32' MIN. x 2 EXITS = 64' REQUIRED	72.5' PROVIDED TOTAL >64' REQUIRED

FIRE EXTINGUISHER LEGEND [FINAL LOCATIONS TO BE DETERMINED BY FIRE MARSHALL]		LEGEND	
	FE-A CLASS 'A' FIRE EXTINGUISHERS IN FULLY OR SEMI-RECESSED METAL CABINET	FIRE EXTINGUISHER SIZE AND PLACEMENT FOR CLASS A HAZARDS 11,250 S.F. MAX. FLOOR AREA FOR EACH FIRE EXTINGUISHER 75' MAXIMUM TRAVEL DISTANCE TO EXTINGUISHER 1,500 SQ. FT. PER UNIT OF MINIMUM RATED EXTINGUISHER - 2A	
	FE-B CLASS 'B' FIRE EXTINGUISHERS IN FULLY RECESSED METAL CABINET	FIRE EXTINGUISHER SIZE AND PLACEMENT FOR CLASS B HAZARDS ORDINARY (MODERATE) HAZARD - Size 10B EXTINGUISHER RATING REQUIRES 30'-0" MAX. TRAVEL DISTANCE TO EXTINGUISHER	
	FE-C CLASS 'C' FIRE EXTINGUISHERS, SURFACE MOUNTED.	FIRE EXTINGUISHER SIZE AND PLACEMENT FOR CLASS C HAZARDS REQUIRED WHERE ENERGIZED ELECTRICAL EQUIPMENT CAN BE ENCOUNTERED THAT WOULD REQUIRE A NONCONDUCTING EXTINGUISHING MEDIUM.	
	FE-K CLASS 'K' FIRE EXTINGUISHERS AT KITCHEN LOCATIONS. FINAL PLACEMENT TO BE DETERMINED BY FIRE MARSHAL.	FIRE EXTINGUISHER SIZE AND PLACEMENT FOR CLASS K HAZARDS REQUIRED WHERE COOKING MEDIA (VEGETABLE OR ANIMAL OILS, AND FATS) ARE IN USE.	
		 36" EGRESS PATH  44" EGRESS PATH  EXIT LIGHT  DIRECTION OF MESSAGE  EMERGENCY LIGHTS E = EXISTING NO MARK = NEW  FIRE ALARM PULL DEVICE  FIRE ALARM HORN <small>(SEE A.E.C. DOCUMENT FOR FIRE ALARM SYSTEM)</small>	
		NOTE: SEE COVER SHEET FOR CODE ANALYSIS INFORMATION.	
FIRE EXTINGUISHER NOTES			
INFORMATION BASED ON INTERNATIONAL FIRE CODE REQUIREMENTS AND NFPA 10 FOR AN ORDINARY (MODERATE HAZARD) OCCUPANCY			
1. LOCATIONS AND QUANTITIES AS PROPOSED ARE BASED ON NFPA 10. VERIFY & COORDINATE FINAL QUANTITIES, LOCATIONS, AND INSTALLATION WITH STATE FIRE MARSHAL'S OFFICE.			
2. TOTAL FIRE EXTINGUISHERS = X UNITS ALL FIRE EXTINGUISHERS SHALL HAVE A GROSS WEIGHT NOT TO EXCEED 40 lbs. AND ARE TO BE MOUNTED ON MOUNTING BRACKETS SO THAT TOP OF UNIT IS NO MORE THAN 5'-0" A.F.F.			

WALL FIRE RATING
--- 1-HOUR FIRE RATED
--- 2-HOUR FIRE RATED

NOTE:
SEE SHEET A7.1 FOR
PARTITION SCHEDULE

NOTE:
PROVIDE KNOX BOX;
COORDINATE WITH LOCAL
JURISDICTION FIRE MARSHAL
FOR TYPE, MOUNTING HEIGHT,
AND SPECIFICATIONS



1 LIFE SAFETY PLAN - SUITE 100
3/16" = 1'-0"

Not Released for Construction

Released for Construction