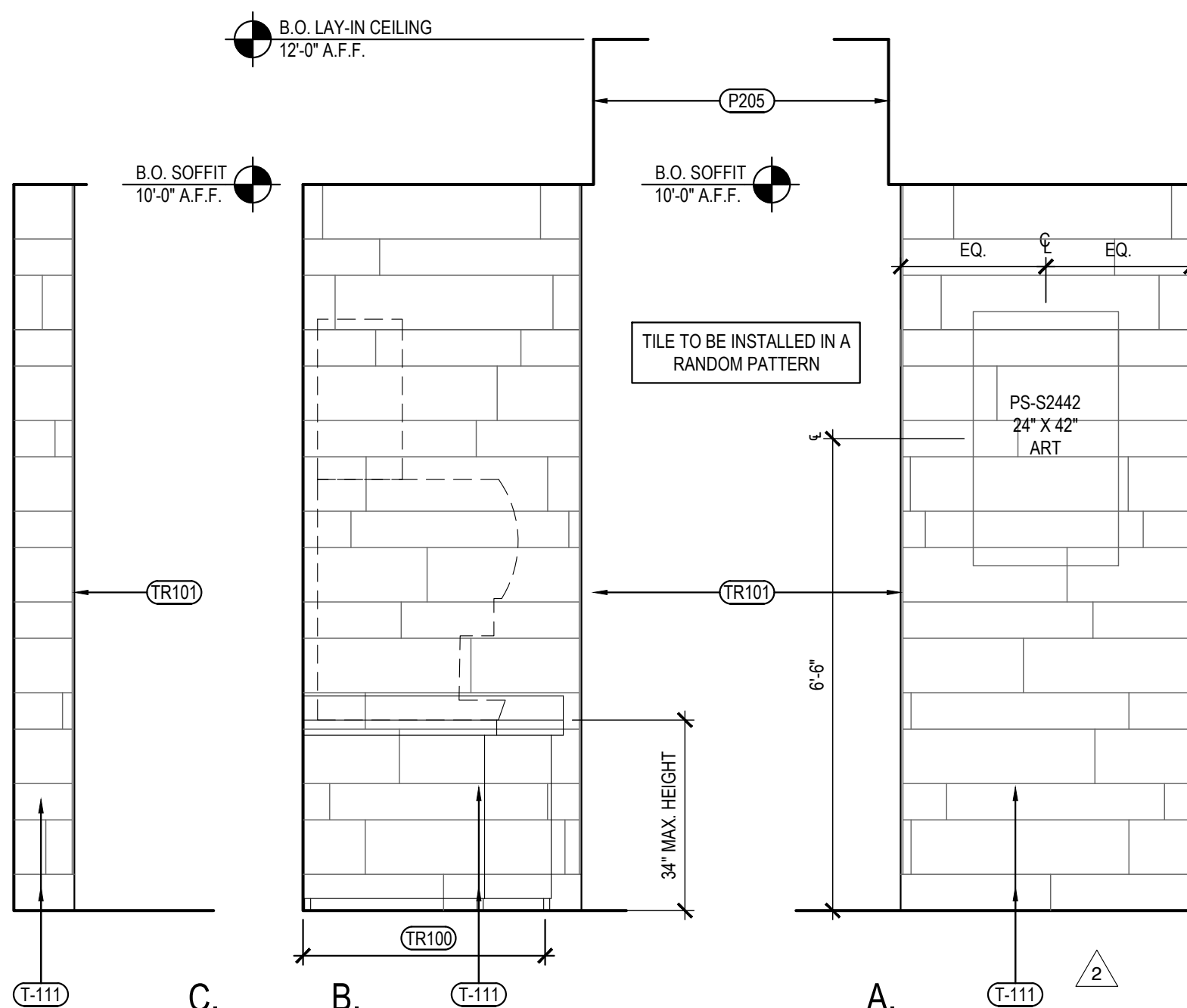


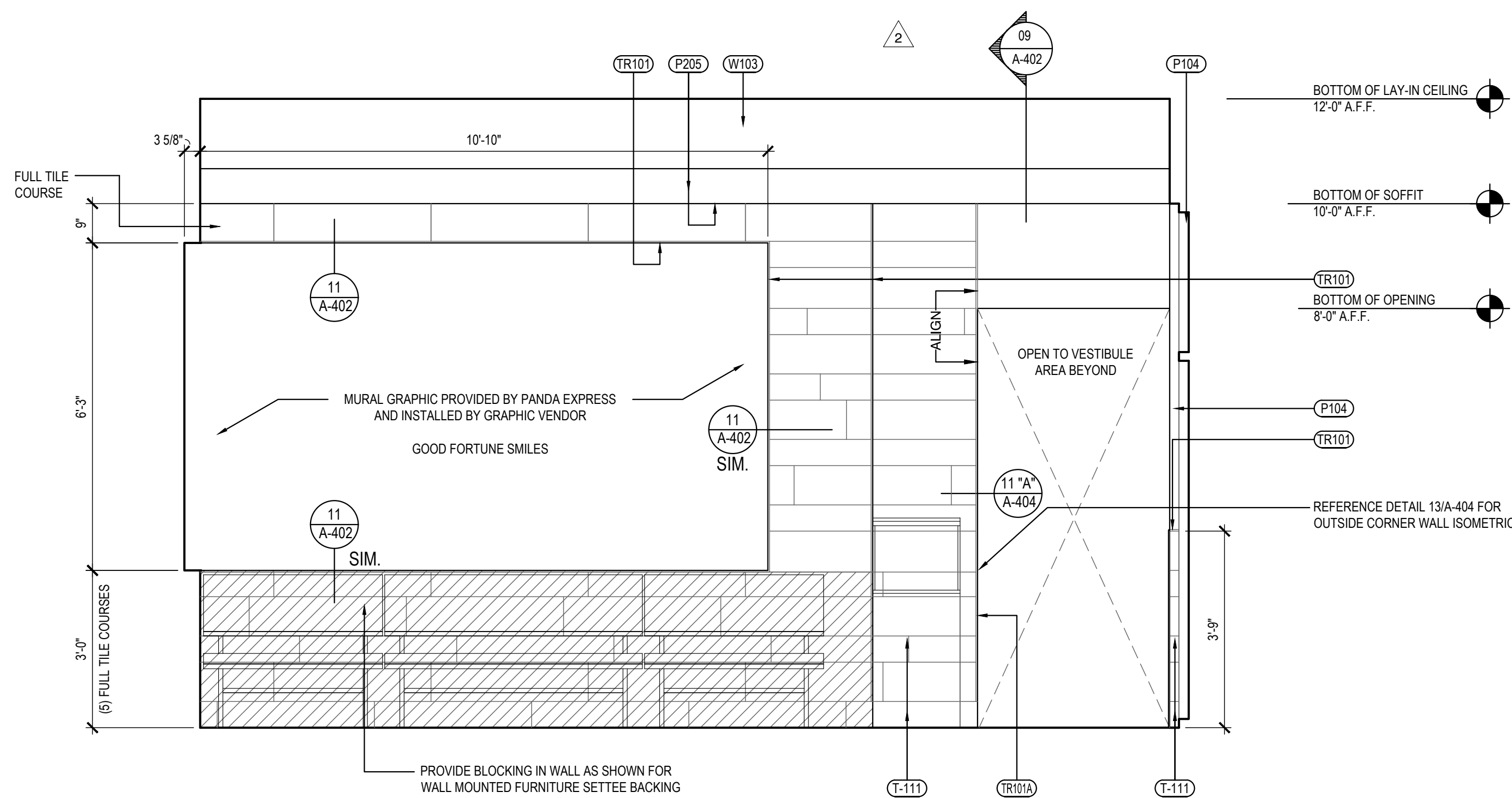
GENERAL DECOR NOTE:  
ALL WALL DECORATIONS, PRINT LOCATIONS,  
ETC... TO BE VERIFIED WITH PANDA EXPRESS  
BY G.C.

G.C. SHALL PROVIDE/INSTALL ANY  
CONCEALED BACKING, MISC. HARDWARE NOT  
PROVIDED BY OWNER, ETC... AS REQUIRED.

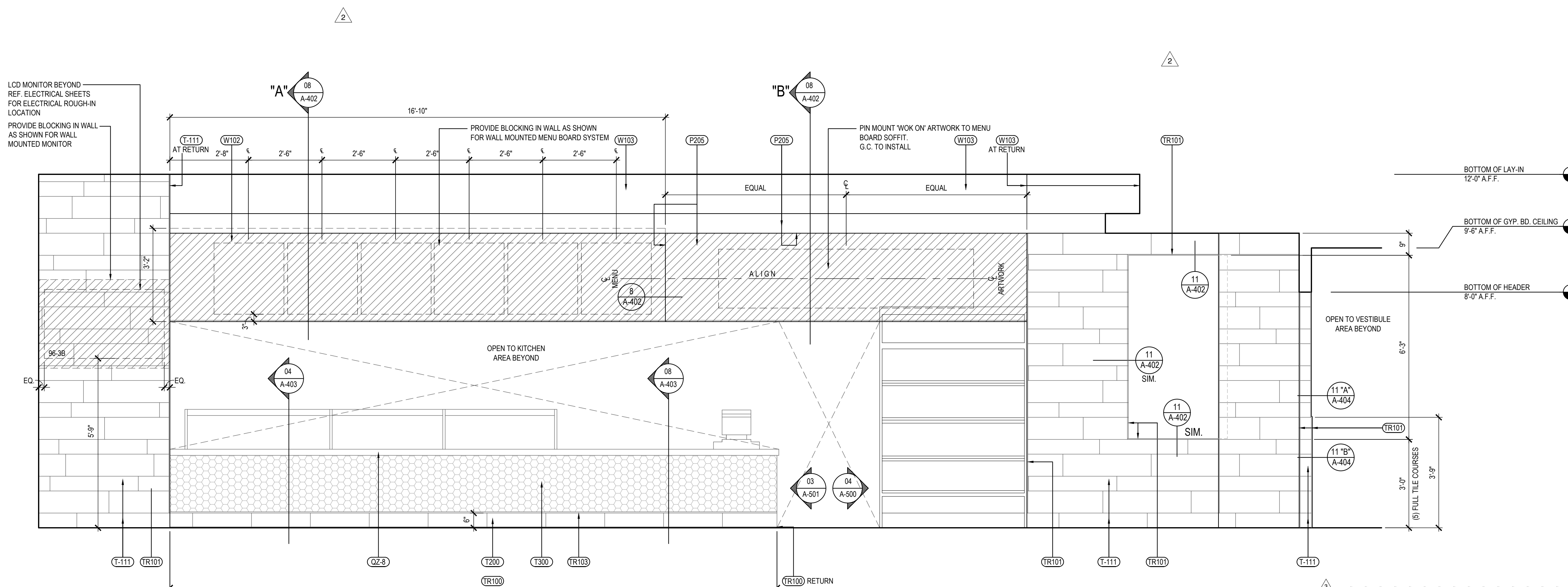
COORDINATE LOCATION OF ALARM DEVICES  
WITH ARTWORK (IF REQUIRED).



DINING ROOM ELEVATION	3
Scale= 1/2" = 1'-0"	A-500



DINING ROOM ELEVATION	2
Scale= 1/2" = 1'-0"	A-500



DINING ROOM ELEVATION	1
Scale= 1/2" = 1'-0"	A-500



PANDA EXPRESS, INC.  
1683 Walnut Grove Ave.  
Rosemead, California  
91770  
Telephone: 626.799.9898  
Facsimile: 626.372.8288

All ideas, designs, arrangement and plans indicated or represented by this drawing are the property of Panda Express Inc. and were created for use on this specific project. None of these ideas, designs, arrangements or plans may be used by or disclosed to any person, firm, or corporation without the written permission of Panda Express Inc.

REVISIONS:

2	SOLUTION F.2	09-30-2
3	OWNER REVISIONS	01-27-2

ISSUE DATE:


ISSUE FOR PERMIT	01-29-2020
ISSUE FOR BID	04-30-2020
ISSUE FOR BID 2	11-02-2020
ISSUE FOR BID (DT)	02-04-2021

DRAWN BY: AF


PANDA PROJECT #: D8164

PANDA STORE #:

ARCH PROJECT #: 261-321



idGROUP



11-02-21

PANDA EXPRESS

TRUE WARM & WELCOME  
JEFFERSON AVE. & MORRIS DR  
NEWPORT NEWS, VA 23605

# A-500

### INTERIOR ELEVATIONS

TRUE WARM & WELCOME 2300 R6

ISSUE FOR PERMIT 11-02-21

ISSUE FOR PERMIT 11-02-21